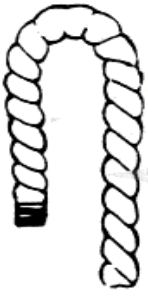


Die wichtigsten Knoten beim Tauchen


Grundlagen



Bucht
Enden
parallel



Auge
Enden kreuzen



Überhand
einfach / doppelt



Rundtörn,
1/2 Schlag
1x rund



2 1/2 Schläge
2 bekneifende
Augen



Verkürzen

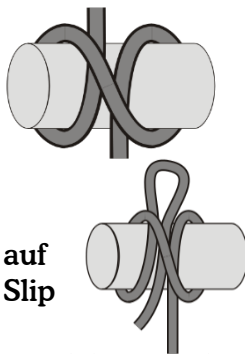
Die Knoten



Achterknoten
verhindert das
Ausrauschen




Slipstek
öffnet sich bei Zug
an
einem Ende selbst




Webleinstek
Festmachen an
Stangen



Rohring
mit
1 1/2 Schlag



Rundtörn
mit 2 1/2 Schlägen



Spierenstich

Verbindungsknoten



Kreuzknoten

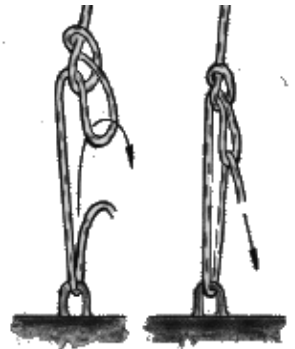


**Altweiber und
Diebesknoten**

Achtung !



Schotstek



Zurringstek

Auge, fest



Palstek



**Doppelter
Achtknoten**



**Doppelter
Palstek**

im Seil



Schmetterling

Schlinge



**Topsegel-
shotstek**



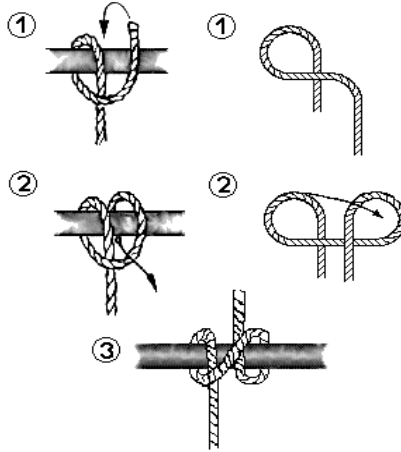
**Höhlenknoten/
Spierschlinge**

Und so werden sie geschlagen

Achterknoten




Webleinstek




Palstek



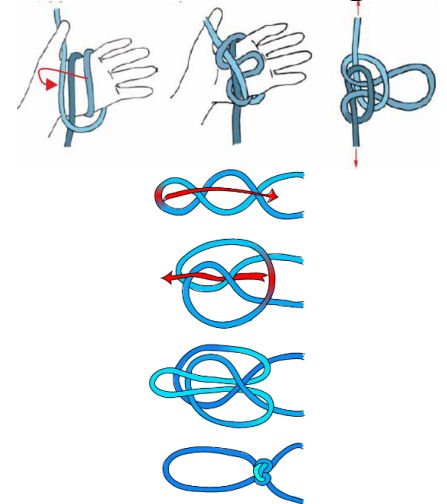
Kreuzknoten




Schotstek



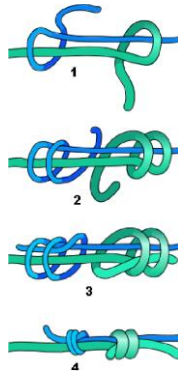
Schmetterling



Leinen aufklaren




Spiereinstich 2x




doppelter Pal



Wurfende



9-er Knoten



Ankerstich



Prusik



Halbmast

